



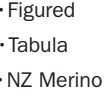




















Comparing farm planning tools




Farm planning tools can help you run your day-to-day operations more smoothly and make compliance with regulations easier. By managing your information across multiple areas of farming, you can see a fuller picture of your farm, supporting an integrated approach to planning your business.

Here is information on some local tools to help you to compare what is out there and depending on what you need, decide what might work best for your farm.

Tool	Overview and functions	Costs (excl GST)*	Integration
Multi-Function / Operational			
<div></div> <div>FarmIQ</div> <div><ul style="list-style-type: none">• Browser (except Safari)• Mobile app</div>	<ul style="list-style-type: none">• An operations-focused tool where you can manage all farm information in one place, saving time and making data accessible. Supports meeting compliance obligations (e.g. animal health treatments, creating farm environment and freshwater plans), and can help collect information for farm assurance programmes (e.g. NZFAP and NZFAP Plus).• Deer data can be inputted with breed, age, velvetting, weights etc.• Not suitable for invoices or budgeting. <div></div>	<ul style="list-style-type: none">• From \$40 to \$235 a month• Unlimited users• 1-month free trial• Discounts for multiple farms <div> TO </div>	<ul style="list-style-type: none">• FARMAX (see below)• NAIT• Harvest• Share data from certain Tru-Test Datamars and Gallagher weigh scales, wands and EID tag readers, and Te Pari EID tag files• Kill sheet data (ANZCO and Silver Fern Farms)• Milk production data (e.g. Synlait, Miraka) <div></div>
<div></div> <div>Mobble</div> <div><ul style="list-style-type: none">• Browser• Mobile app</div>	<ul style="list-style-type: none">• A livestock management-focused tool where you can also manage most of your daily operations and share accurate records. Supports meeting audit and compliance requirements (e.g. mob treatments, inventory reporting), and can help collect information for farm assurance programmes.• Deer data can be inputted as a livestock type and customised lists of breeds, genders, and classes created.• Not suitable for invoices or staff management. <div></div>	<ul style="list-style-type: none">• From \$48 to \$213 a month for 1-2 users; \$110 to \$374 a month for 6-10 users• Free access for consultants, contractors, and accountants• Custom solution option available with unlimited users, properties, and livestock• 21-day free trial <div> TO </div>	<ul style="list-style-type: none">• Agworld• DelayPay
<div></div> <div>Resolution</div> <div><ul style="list-style-type: none">• Browser• Mobile app (except base map editor)</div>	<ul style="list-style-type: none">• An operations-focused tool where you can record data in one place, organise, and share it to efficiently work together. Supports meeting NZFAP Plus certification requirements as an NZFAI associate/brand member.• Group deer-related information together (with tags) to easily find it in the future. This can also be done for audit-related information or farm environment plans.• Not suitable for invoices or budgeting. <div></div>	<ul style="list-style-type: none">• Price upon request• Annual subscription fee, based on farm size• Setup fee, based on farm size• Unlimited users• Multi-enterprise operations option available.• Pricing calculated case-by-case <div> TO </div>	<ul style="list-style-type: none">• Import KML and shape files
<div></div> <div>Trev</div> <div><ul style="list-style-type: none">• Browser• Mobile app</div>	<ul style="list-style-type: none">• An operations-focused tool where you can record, analyse, and share data to help make decisions to improve productivity. Supports meeting compliance requirements (e.g. animal health records) and meeting NZFAP Plus certification requirements as an NZFAI associate/brand member.• Not suitable for invoices or staff management. <div></div>	<ul style="list-style-type: none">• From \$55 to \$125 a month per farm• \$250 per farm onboarding fee• Unlimited users• Custom solution option available for processors, industry bodies, and larger farming operations <div> TO </div>	<ul style="list-style-type: none">• Figured• MINDA (25/26 season)• Import Gallagher and Tru-Test weigh scale data• Milk production data (e.g. Fonterra, Synlait, Miraka)• Fonterra/FarmSource Farm Dairy Records
Environmental			
<div></div> <div>MyEnviro</div> <div><ul style="list-style-type: none">• Browser</div>	<ul style="list-style-type: none">• An environmental management and assessment tool where you can create a full farm plan (e.g. farm environment and freshwater plans) to help with compliance, with the support of qualified consultants. Supports meeting NZFAP/NZFAP Plus certification requirements as an NZFAI associate/brand member.• Deer stock classes, risks and mitigations can be inputted.• Not suitable for invoices, staff management or livestock record. <div></div>	<ul style="list-style-type: none">• \$750 a year (option to pay monthly)• Discounts for multiple farms• Hourly consulting fee, from \$175 to \$235 <div></div>	<ul style="list-style-type: none">• Adroit sensors• Data• FARMAX• Existing maps (e.g. from MyBallance, Tabula)• Overseer files
<div></div> <div>FWFP</div> <div><ul style="list-style-type: none">• Browser• Supported by a companion mobile app (e.g. taking photos and managing actions)</div>	<ul style="list-style-type: none">• An environmental planning tool where you can create and manage freshwater plans, monitor risks, update plans based on your mitigation actions, and easily share the information. Supports meeting regulations and NZFAP Plus certification requirements as an NZFAI partner.• Not suitable for invoices or staff management. <div></div>	<ul style="list-style-type: none">• \$199 per property a year• Free access for consultancy or group organisations• Unlimited users• Custom solution available for organisations managing multiple properties (e.g. dashboarding, data insights, aggregated management) <div></div>	<ul style="list-style-type: none">• FarmAPT• Import map layers and shapes

Key
















 Farm mapping	 Financial management	 Land management	 Livestock management	 Records management	 Staff management	 Task management	 Offline capability
May include: <ul style="list-style-type: none">• Drawing land blocks and custom areas on a map• Creating and filtering layers• Tracking landmarks, infrastructure, and hazards• Showing soil types	May include: <ul style="list-style-type: none">• Raising and managing invoices• Tracking costs and budgeting• Paying bills	May include: <ul style="list-style-type: none">• Fertiliser or nutrient management• Pasture management• Crop planning• Tracking water and soil health• Farm environment planning	May include: <ul style="list-style-type: none">• Recording animal health, treatments, and welfare• Creating stock records• Tracking numbers and movements• Planning and monitoring feed consumption	May include: <ul style="list-style-type: none">• Recording health and safety information• Tracking chemical inventories or animal products• Creating reports	May include: <ul style="list-style-type: none">• Creating timesheets• Capturing staff records• Accessing and creating training material• Creating rosters	May include: <ul style="list-style-type: none">• Adding records to a diary or calendar• Creating and assigning tasks• Tracking progress• Prioritising tasks	*1 Except base map editor

*Pricing rating considers the range of plans, setup/onboarding fees, and cost for the first year.  = <\$1,000  = <\$1,800  = \$2,800+
















NOTE: Information gathered in March 2025. All tools have local support teams and online resources. Some details may change over time. Please refer to the tool provider's website for the most up-to-date information.




2025 Comparing farm planning tools

Continued

Tool	Overview and functions	Costs (excl GST)*	Integration
Focused			
 FARM MAX • Desktop app	<ul style="list-style-type: none">• A modelling and decision support tool where you can input farm data, test scenarios, such as land use change or buying livestock, and predict impacts on profitability, production, and sustainability. Helps with budgeting, calculating gross margin and cashflow predictions.• Deer data and prices are regularly updated.• Not suitable for managing staff, creating invoices, or other day-to-day activities. 	<ul style="list-style-type: none">• \$350 a quarter or \$195 a month for more features• Unlimited users• 30-day free trial 	<ul style="list-style-type: none">• FarmIQ (see reverse)• PastureVibe
 Onside • Browser • Mobile app	<ul style="list-style-type: none">• A health and safety-focused tool where you can manage visitors, contractors, and biosecurity risks by inputting and sharing information. Helps with some day-to-day operational activities, like task and staff management. Supports meeting NZFAP Plus certification requirements as an NZFAI associate/brand member.• Not suitable for tracking livestock or soil health, or managing finances. 	<ul style="list-style-type: none">• Free version or up to \$129 per property a month• Custom solution option available• Unlimited users• 14-day free trial 	<ul style="list-style-type: none">• None but can be customised to integrate with companies' internal databases
Financial Management			
 Farm Focus	<ul style="list-style-type: none">• Provides a finance-focused view of farm information to track business performance and support your decision-making and compliance• Designed for farmers, who can give access to accountants, banks, or consultants• Explore changes to your farm system (e.g. buying more land) and see the potential impact on your finances• Track stock movement and events on and off farm• Reduce manual inputting of invoice data with the invoice scanner tool and save an electronic copy of the invoice in the same place 	<ul style="list-style-type: none">• From \$115 a month (annual billing available)• Unlimited users• 7-day free demo 	<ul style="list-style-type: none">• Transaction feeds from all major banks• Crystal Payroll• Smartly Payroll• PaySauce• Monthly supplier statements from major suppliers (e.g. Farmlands, Farm Source)• Fonterra monthly supply statement• Compatible with APS, CCH iFirm, MYOB and Xero
 Figured	<ul style="list-style-type: none">• Provides a full picture of financial performance by connecting financial and farm production data, through integration with your accounting software• Designed for accountants and advisors supporting farming clients, and farmers• Track livestock movements, crops and milk production, and operating expenses• Explore scenarios (e.g. buying more livestock) and analyse outcomes for your farm over multiple years 	<ul style="list-style-type: none">• From \$90 a month• \$80 a month per additional farm, if set up as a verified organisation in Figured 	<ul style="list-style-type: none">• Xero (see below)• MYOB• QuickBooks• Agworld• FarmIQ (see reverse)• Trev (see reverse)• Milk production data (e.g. FarmSource, Synlait etc)
 Xero	<ul style="list-style-type: none">• Provides accounting functionality not specific to farming• Business owners can collaborate and share access with accountants or employees• Reduce manual input of bills and receipts through taking a photo or scanning. Draft transactions are created with that data, with a copy of the document saved with it• Use analytics to help forecast cash flow, identify and compare trends, monitor key performance metrics, and help make decisions 	<ul style="list-style-type: none">• From \$35 - \$113 a month• Discount for multiple organisations 	<ul style="list-style-type: none">• Asset.Guru• Figured (see above)• PaySauce• Bank feeds from all major banks (including credit cards, Farm Source, Farmlands)• AgriSmart• Ag-drive• More available in Xero's app store

Key

 Farm mapping	 Financial management	 Land management	 Livestock management	 Records management	 Staff management	 Task management	 Offline capability
 Managing invoices	 Bill payments	 Livestock tracking	 Forecasting	 Budgeting and planning	 Document storage	 Reporting	

*Pricing rating considers the range of plans, setup/onboarding fees, and cost for the first year.  = <\$1,000  = <\$1,800  = \$2,800+

NOTE: Information gathered in March 2025. All tools have local support teams and online resources. Some details may change over time. Please refer to the tool provider's website for the most up-to-date information.

Help for integrated farm planning

Interested in bringing together crucial areas of farming when doing planning?

MPI provide free PDF resources to get you started. They include templates for a basic farm planning, as well as more topic-specific plans on areas such as animal welfare, greenhouse gases, biodiversity, people management, and biosecurity.

(Please note that areas like freshwater farm plans have additional regulatory requirements that are not covered in the templates.)



www.mpi.govt.nz



Good Farm Planning Principles:
Towards Integrated Farm Planning

Contact

PO Box 10702, Wellington 6143,
Level 5, Wellington Chambers,

154 Featherston Street,
Wellington 6011, New Zealand.

T: +64 4 473 4500
E: info@deernz.org

www.deernz.org